



Fund Update

Pathfinder Managed
Investment Scheme
*Ethical Trans-
Tasman Fund*

For the quarter end 31 March 2023
First made publicly available 3 May 2023



Fund Update for: the Pathfinder Managed Investment Scheme Ethical Trans-Tasman Fund

Quarter ended 31 March 2023

This fund update was first made publicly available on 3 May 2023.

What is the purpose of this update?

This document tells you how the Pathfinder Ethical Trans-Tasman Fund has performed and what fees were charged. The document will help you to compare the fund with other funds. Pathfinder Asset Management Limited prepared this update in accordance with the Financial Markets Conduct Act 2013. This information is not audited and may be updated.

Description of this Fund

The Fund invests directly in Australasian equities, listed property companies and other assets that satisfy Pathfinder's ethical investment criteria. This is a high-conviction fund of top investment ideas and targets a portfolio of 10 to 40 holdings.

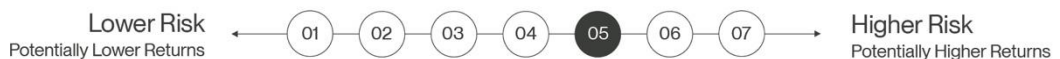
Pathfinder Ethical Trans-Tasman Fund

Total value of the fund	\$ 33,295,590.58
-------------------------	------------------

Date the fund started	18 September 2019
-----------------------	-------------------

What are the risks of investing?

Risk indicator for the Pathfinder Ethical Trans-Tasman Fund:





The risk indicator is rated from 1 (low) to 7 (high). The rating reflects how much the value of the fund's assets goes up and down. A higher risk generally means higher potential returns over time, but more ups and downs along the way.

To help you clarify your own attitude to risk, you can seek financial advice or work out your risk profile at <https://sorted.org.nz/tools/investor-profiler/>.

Note that even the lowest category does not mean a risk-free investment, and there are other risks that are not captured by this rating.

This risk indicator is not a guarantee of a fund's future performance. While risk indicators are usually relatively stable, they do shift from time to time. The risk indicator will continue to be updated in future fund updates.

See the Product Disclosure Statement ([PDS](#)) for more information about the risks associated with investing in this fund. Also, see Note 1 for information on the risk indicator calculation.

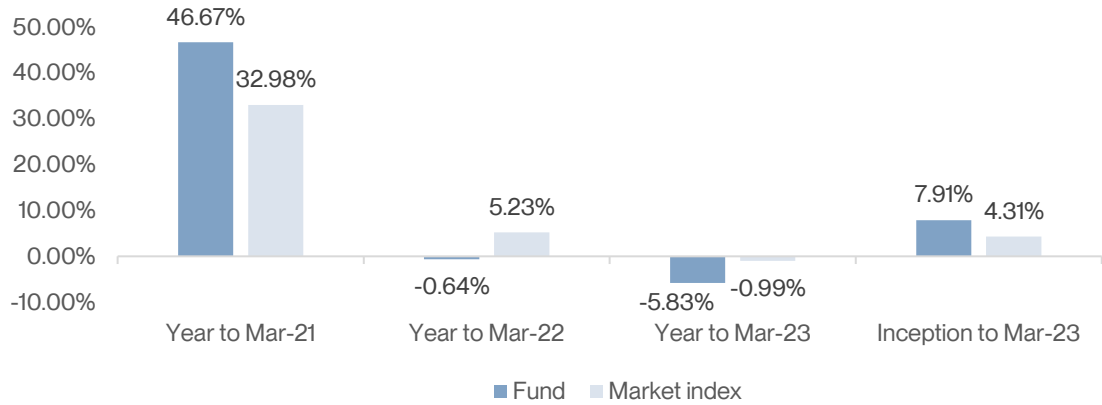
How has the fund performed?

	Past year
Annual return (after deductions for charges and tax)	-5.83%
Annual return (after deductions for charges but before tax)	-5.36%
Market Index Annual return (reflects no deductions for charges and tax)	-0.99%

The market index annual return is based on a 50/50 composite of the NZX50 index and the ASX200 index (Gross of dividend and tax; 50% hedged to NZD). Additional information about the index is available on the offer register at www.business.govt.nz/disclose (search Offers, using Offer OFR10780, Documents, Other Material Information).



Annual Return Graph



This shows the return after fund charges and tax for each year ending 31 March since the fund started. The last bar shows the average annual return since the fund started, up to 31 March 2023.

Important: this does not tell you how the fund will perform in the future.

Returns in this update are after tax at the highest prescribed investor rate (PIR) of tax for an individual New Zealand resident. Your tax may be lower.

What fees are investors charged?

Investors in the Pathfinder Ethical Trans-Tasman Fund are charged fund charges. In the year to 31 March 2022 these were:

	% of net asset value
Total fund charges¹	1.00%
<small>(which are made up of)</small>	
Total management and administration charges	1.00%
Including:	
Manager's basic fee	1.00%

Other management and administration charges	0.00%
---	-------

¹ All amounts exclude any applicable GST

Performance fees and individual action fees: There are no performance fees or individual action fees.

Small differences in fees and charges can have a big impact on your investment over the long term.

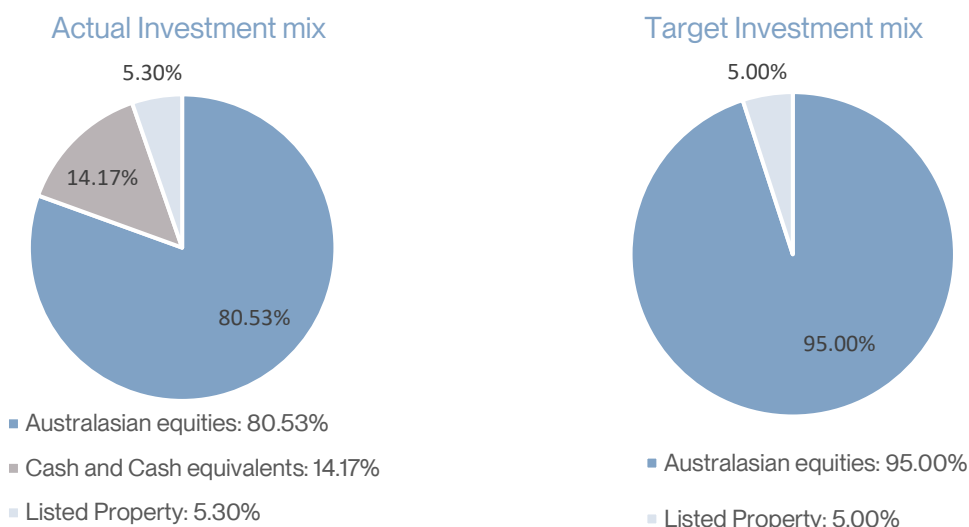
Example of how this applies to an investor

Angela had \$10,000 in the fund at the start of the year and did not make any further contributions. At the end of the year, Angela incurred a loss after fund charges were deducted of \$536 (that is -5.36% of her initial \$10,000). Angela did not pay any other charges. This gives Angela a total loss after charges and tax of \$583 for the year.



What does the fund invest in?

This shows the type of assets that the fund invests in.



Top 10 investments

Name	% of fund net assets	Type	Country	Credit rating
NZD Cash at Bank-Westpac	13.16%	Cash and cash equivalents	NZ	AA-
Infratil Ltd	6.77%	Australasian equities	NZ	N/A
Telstra Corp Ltd	6.14%	Australasian equities	AU	N/A
QBE Insurance Group Ltd	5.80%	Australasian equities	AU	N/A
Fisher & Paykel Healthcare Ltd	5.45%	Australasian equities	NZ	N/A
NEXTDC Ltd	5.30%	Australasian equities	AU	N/A



Woolworths Ltd	5.30%	Australasian equities	AU	N/A
CSL Limited	5.12%	Australasian equities	AU	N/A
Ebos Group Ltd	4.96%	Australasian equities	NZ	N/A
Spark New Zealand Ltd	4.40%	Australasian equities	NZ	N/A

The top 10 investments make up 62.41% of the net asset value of the fund.

Currency hedging: Changes in the value of the NZ dollar relative to other currencies can have a big impact on your investment over the long term. The target currency hedging level implemented in the fund is 50% (actual hedging level is 50.12 % at 31 March 2023, this will change over time). The unhedged foreign currency exposure is 24.12% of the Net Asset Value of the Fund at 31 December 2023.

Key personnel

Name	Current position	Time in position	Previous position	Time in position
John Berry	Chief Executive Officer	14 years	Deutsche Bank - Consultant	4 years, 9 months
Paul Brownsey	Chief Investment Officer	14 years	Deutsche Bank - Director	5 years
Hamesh Sharma	Portfolio Manager	3 years, 2 months	Senior Private Banker - BNZ	4 years
Nish Vyas	Director of Private Wealth	3 years, 2 months	Senior Private Banker - BNZ	4 years
Kent Fraser	Chair of Investment Committee	6 years, 6 months		



Further information

You can also obtain this information, the PDS for Pathfinder Investment Funds, and some additional information from the offer register at www.business.govt.nz/disclose

Notes:

1. Risk Indicator: This risk indicator is not a guarantee of a fund's future performance. Market index returns as well as the fund's actual returns have been used to fill in the risk indicator because the risk indicator is calculated using returns data for the five-year period ending on 31 March 2023. Market index returns have therefore been used for the period from 1 April 2018 to 18 September 2019 when the fund was not in existence, and actual fund returns have been used since then. As a result of those returns being used, the risk indicator may provide a less reliable indicator of the potential future volatility of the fund.