



Pathfinder™

Fund Update

Pathfinder Managed Investment Scheme *Global Responsibility Fund*

For the quarter end 31 March 2024
First made publicly available 30 April 2024



Fund Update for: the Pathfinder Managed Investment Scheme Pathfinder Global Responsibility Fund

Quarter ended 31 March 2024

This fund update was first made publicly available on 30 April 2024.

What is the purpose of this update?

This document tells you how the **Pathfinder Global Responsibility Fund** has performed and what fees were charged. The document will help you to compare the fund with other funds. Pathfinder Asset Management Limited prepared this update in accordance with the Financial Markets Conduct Act 2013. This information is not audited and may be updated.

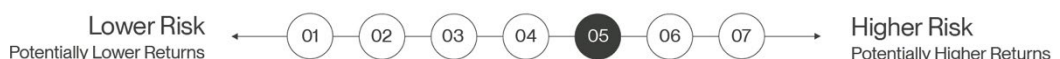
Description of this fund

The Fund invests in international equities and listed property that satisfy Pathfinder's ethical investment criteria. It achieves this by investing in Pathfinder's wholesale Responsible Investment Fund.

Total value of the fund	\$101,264,443.60
Date the fund started	2 October 2017

What are the risks of investing?

Risk indicator for the Pathfinder Global Responsibility Fund:



The risk indicator is rated from 1 (low) to 7 (high). The rating reflects how much the value of the fund's assets goes up and down. A higher risk generally means higher potential returns over time, but more ups and downs along the way.



To help you clarify your own attitude to risk, you can seek financial advice or work out your risk profile at <https://sorted.org.nz/tools/investor-profiler/>.

Note that even the lowest category does not mean a risk-free investment, and there are other risks that are not captured by this rating.

This risk indicator is not a guarantee of a fund’s future performance. The risk indicator is based on the returns data for the 5-year period 1 April 2019 to 31 March 2024. While risk indicators are usually relatively stable, they do shift from time to time. The risk indicator will continue to be updated in future fund updates.

See the Product Disclosure Statement (**PDS**) for more information about the risks associated with investing in this fund.

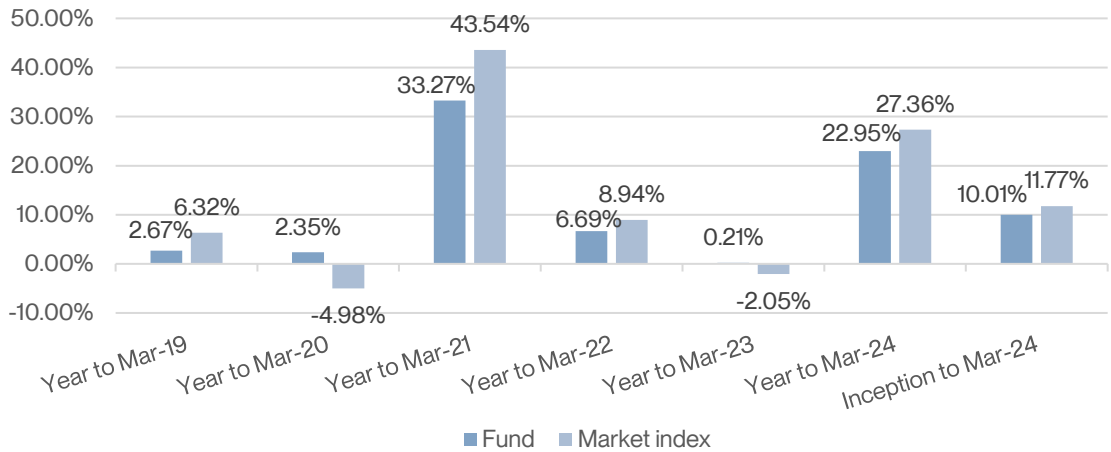
How has the fund performed?

	Average over past 5 years	Past year
Annual return (after deductions for charges and tax)	12.39%	22.95%
Annual return (after deductions for charges but before tax)	13.24%	24.11%
Market index annual return (reflects no deductions for charges and tax)	13.14%	27.36%

The market index annual return is based on the Morningstar Developed Markets Net Return Index (net of dividends and tax, 50% hedged to NZD)(since 02/10/2017). Additional information about the index is available on the offer register at www.business.govt.nz/disclose (search Offers, using Offer OFR10780, Documents, Other Material Information).



Annual Return Graph



This shows the return after fund charges and tax for each year ending 31 March since the fund started. The last bar shows the average annual return since the fund started, up to 31 March 2024.

Important: this does not tell you how the fund will perform in the future.

Returns in this update are after tax at the highest prescribed investor rate (PIR) of tax for an individual New Zealand resident. Your tax may be lower.



What fees are investors charged?

Investors in the Pathfinder Global Responsibility Fund are charged fund charges. In the year to 31 March 2023 these were:

Pathfinder Global Responsibility Fund	% of net asset value
Total fund charges ¹	0.91%
(which are made up of)	
Total management and administration charges:	0.91%
Including:	
Manager's basic fee	0.30%
Other management and administration charges*	0.61%

¹ All amounts exclude any applicable GST

* Other management and administration charges represent fees charged by the wholesale Responsible Investment Fund for end of March 2023 period. Since 03 April 2023 the wholesale Responsible Investment Fund no longer charges separate management and administrative charges which are now included in the manager's basic fee. Total fund charges are expected to remain the same.

Performance fees and Individual action fees: There are no performance fees or individual action fees.

Small differences in fees and charges can have a big impact on your investment over the long term.

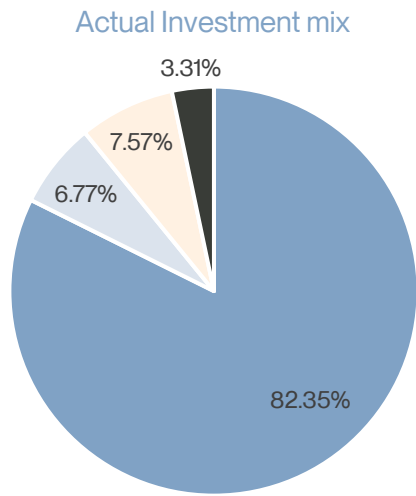
Example of how this applies to an investor

Angela had \$10,000 in the fund at the start of the year and did not make any further contributions. At the end of the year, Angela received a return after fund charges were deducted of \$2,411 (that is 24.11% of her initial \$10,000). Angela did not pay any other charges. This gives Angela a total return after charges and tax of \$2,295 for the year (22.95%).

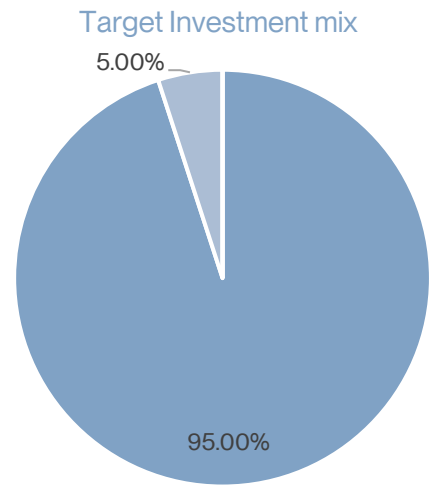


What does the fund invest in?

This shows the type of assets that the fund invests in



- International Equities: 82.35%
- Listed Property: 6.77%
- Cash and Cash equivalents: 7.57%
- Australasian equities: 3.31%



- International Equities: 95.00%
- Listed Property: 5.00%



Top 10 investments

Name	% of fund net assets	Type	Country	Credit rating
Cash at Bank-NZD-Westpac	7.88%	Cash and cash equivalents	NZ	AA-
Microsoft Corporation	3.70%	International equities	US	N/A
Apple Inc	1.65%	International equities	US	N/A
Asml Holding Nv	1.62%	International equities	NL	N/A
Applied Materials Inc	1.50%	International equities	US	N/A
Lam Research Corp	1.49%	International equities	US	N/A
Equinix Inc	1.44%	Listed property	US	N/A
Digital Realty Trust Inc	1.39%	Listed property	US	N/A
First Solar Inc	1.35%	International equities	US	N/A
NVIDIA Corp	1.33%	International equities	US	N/A

The top 10 investments make up 23.35% of the net asset value of the fund.

Currency hedging: Changes in the value of the NZ dollar relative to other currencies can have a big impact on your investment over the long term. The target currency hedging level implemented in the fund is 50% of foreign currency exposures (actual hedging level at 31 March 2024 was 45.70%, this will change over time). The unhedged foreign currency exposure is 50.30% of the Net Asset Value of the Fund at 31 March 2024.



Key personnel

Name	Current position	Time in position	Previous position	Time in position
John Berry	Chief Executive Officer	14 years, 9 months	Deutsche Bank - Consultant	4 years, 9 months
Wayne Ross	Chief Investment Officer	0 years 2 months	Newton Ross – Founder and Director	5 years
Kent Fraser	Chair of Investment Committee	7 years, 3 months		

- Wayne Ross has recently been appointed as Chief Investment Officer and has not been named in a previous fund update for this fund.

Further information

You can also obtain this information, the [PDS](#) for Pathfinder Investment Funds, and some additional information from the offer register at www.business.govt.nz/disclose